



HF TRANSCEIVER

# IC-F8101

AUTOMATIC TUNING ANTENNAS

**AH-760**  
Wide frequency type

**AH-740**  
Compact type

## Your Professional HF Needs Catered to in One Complete Package



**IP54**

Rugged  
**MIL-STD 810**



## Rock Solid Basics:

### ALE (Automatic Link Establishment)

ALE is a system that automatically selects the most suitable channel and establishes a communication link. ALE provides interoperability with other 2G ALE manufacturers compliant with the FED-STD-1045A ALE standard. ALE individual call, net call, sounding and AMD (Automatic message display) are available.

### Selcall (Selective Calling)

The IC-F8101 provides CCIR493 based 4/6 digit open standards Selcalls, commonly used in HF networks and calls based on the 4/6 digit scheme used in the Icom IC-F7000. Selcall types: selective calling, phone call, message call, position call, status call, emergency call and channel test call. Stun command remotely disables radio operation.

### Compact and Durable

The IC-F8101 has a durable, enclosed structure securely sealed from intrusion by all potential elements, and is a visibly compact package. The IC-F8101 and the CFU-F8100 cooling fan unit has



IC-F8101 with optional MB-126.

been tested to MIL-STD-810-G and IP54 ratings. Also, connection cables and connectors are IP54 water resistant.

### 125W\* of Powerful RF Output

A full 125W\* output power at full duty cycle voice mode operation is possible with the fanless design. A 25% duty cycle operation is possible in the data mode (Maximum 5 minutes of continuous transmission). When used with the CFU-F8100 optional external cooling fan unit, the IC-F8101 ensures full duty cycle data and voice mode operations for absolute reliability during long continuous transmit cycles, or for operation in hot climates.

\* 100W for Australia versions.



Optional CFU-F8100 fitted to the rear panel.



Optional CFU-F8100.

### BITE (Built-in Test Equipment) Function

You can check the transceiver's condition by using the BITE capability. Auto, logic, receiver, and transmitter are selectable.

### Actual Size



HF TRANSCEIVER

# IC-F8101



## A Benchmark for Ease and Convenience: \_\_\_\_\_

### User Friendly Operation

The IC-F8101 is designed for simple, straight forward operation. The Administrator/User access feature limits the functions that can be accessed by the user. The Administrator can enter the operating frequency and assign memory channels from the front panel or the remote control microphone.

The following functions can be assigned to the [I], [II], and [III] function buttons: Main menu, Manager menu, Set mode, Selcall address list, RX history, and TX history.



Function button menus are shown at the bottom of the display

### Clear Talk Function

The clear talk function separates signals from noise using the DSP, and gives you clearer audio at the touch of a button.

### Mute Functions

The IC-F8101 has 3 types of mute functions: call squelch, S-meter squelch and voice squelch. The call squelch function opens the squelch only when receiving a Selcall or ALE call sent intentionally to this station, and provides quiet standby.

### Digital Signal Processor (DSP)

The latest DSP technology improves both the transmitter and receiver performance. The digital IF filter provides flexible filter settings for narrow band signals.



## Various Accessories: \_\_\_\_\_

### GPS Receiver Connection

When connected to an external GPS receiver\*, the IC-F8101 can send current position data to other stations, and show position information, time, elevation and course heading on the display.

\* NMEA 0183 Version 3.01 compatible.

### Data Communications


The IC-F8101 has the capability to install a RapidM TC4 HF Data Modem Module\* internally. This allows you to send and receive HF e-mails using a PC.

\* A third party product.

### USB Port for PC Connection

The IC-F8101 can be connected to a PC through a USB port for HF e-mail and modulation input.

### Rear Panel View



## Many More Features: \_\_\_\_\_

- Multiple operating modes (SSB, AM, CW and Data mode)\* (\* SSB and AM (RX only) for Australia versions)
- 500kHz to 29.999MHz general coverage receiver (TX: 1.6MHz to 29.999MHz) and VFO mode operation
- 500 Selcall, 500 ALE address memories
- ±0.3ppm frequency stability (-30°C to +60°C)

- RFDS (Royal Flying Doctor Service) emergency calls\* (\* Australia version only)
- TX Power protection (PA unit high temperature, high SWR, low battery)
- Display mode: SWR, voltage, clock, GPS position, direction and elevation
- FCC part 90 compliant (USA version)



# Automatic Tuning Antennas

## AH-760

Wide frequency type

## AH-740

Compact type



Two types of high performance, automatic high-speed tuning antennas are available.

### AH-760, Heavy-duty Moving Coil Antenna

- 200W PEP SSB, 125W PEP CW/DATA
- 1.6MHz–29.999MHz wide frequency coverage with the supplied whip antenna
- 350mS high speed tuning (while memory tuning)
- Tested to IP68 and MIL-STD-810G environmental standards

### AH-740, Relay-Driven Compact Antenna

- Relay-driven compact automatic tuning antenna
- Compact and lightweight (3.5kg)
- 150mS typical high speed tuning (while memory tuning)
- Low power consumption (0.4A typical)




### AH-5NV NVIS (Near Vertical Incidence Skywave) kit

- Fiberglass antenna element (4.5m; 14.8ft) for short range communication within approximately 500km\* (\* Depending on radio propagation conditions)

### SPECIFICATIONS

	AH-760	AH-740
• Frequency coverage		
With 1.54m whip antenna	1.6–29.9999MHz	2.5–29.9999MHz
With AH-5NV	1.6–16.0000MHz	2.2–29.9999MHz
• Output power rating	SSB: 200W PEP*, CW/DATA: 125W PEP*	SSB/DATA: 125W PEP
• VSWR		
With 1.54m whip antenna	1.3:1 typical (50Ω)	1.5:1 typical (50Ω)
With AH-5NV	1.5:1 typical (50Ω)	1.5:1 typical (50Ω)
• Tuning speed		
New channel	Less than 1.8 S	2–3 S typical
Memory tune	Less than 350 mS	150 mS typical
• Number of memory channels	200 channels	45 channels
• Operating temperature	–40°C to +70°C; –40°F to +158°F	
• Power supply requirement	13.8V DC (10.8–15.87V)	
• Power consumption	1.87A typical (tuning)	0.4A typical
• Tune power	5–15W PEP, Rated 10W PEP	5–15W PEP, Rated 10W PEP
• Dimensions (W×H×D)		
(Projections not included)	840×100×100 mm;	238×145×160 mm;
Height (with whip + spring)	33.07×3.94×3.94 in (Base unit)	9.37×5.71×6.3 in (Base unit)
	2475 mm; 97.44 in	1909 mm; 75.16 in
• Weight (approx.)	5.2kg; 11.5lb	3.5kg; 7.7lb
• Mounting	M16×45mm	M16×45mm
• Environmental test	MIL-STD-810-G	MIL-STD-810-G
• IP Rating	IP 68 dust-tight and waterproof	IP 55 dust-protection and water jet resistance
• Supplied accessories	6m; 19.7ft control cable and 6m; 19.7ft coaxial cable	

\* Maximum 6 minute continuous transmission at 35°C.



AH-760

AH-740

Above photos include mounting bases for photo shooting.

# Three types of controller configurations

Three types of controller configurations are available to suit almost any use or installation that may be required.



## Controller attached type

Ideal for standard desktop use or quick set-up in a field station



## Remote control microphone type\*

For even more convenient use of the radio, especially during mobile operation.



## Detached controller type\*

Stow the RF unit in a convenient place for in-vehicle use or where space is at a premium.

\* For the detached controller and remote control microphone types, an optional separation cable is required. (Purchase separately)

**SPECIFICATIONS**

GENERAL	
• Frequency coverage	Receive: 0.5–29.9999MHz, Transmit: 1.6–29.9999MHz
• Type of emission	J3E, A3E (RX only) (Australia versions) J3E, A3E, A1A, F1B, J2B (Export/USA versions)
• Number of channels	500 channels
• Number of addresses	Selcall 500 channels, ALE 500 channels
• Operating temperature	–30°C to +60°C; –22°F to +140°F
• Frequency stability	±0.3ppm (at –30°C to +60°C)
• Power supply requirement	13.8V DC Negative ground 10.8–15.6V (Australia versions) 11.73–15.87V (Export/USA versions)
• Antenna impedance	50Ω (SO-239)
• Current drain	Receive Transmit Less than 3A (Max. audio), 1.0A (Stand-by) Less than 28A (Maximum output)
• Dimensions (W×H×D) (Projections not included)	174×62×259 mm; 6.85×2.44×10.2 in (Controller attached type)
• Weight (approx.)	3.9kg; 8.6lb (Controller attached type)
TRANSMITTER	
• Output power	J3E 100, 50, 10W PEP (typical) (Australia versions) J3E/A1A 125, 50, 10W PEP (typical) (EXP/USA versions) A3E 30, 12.5, 3W (typical) (EXP/USA versions) F1B/J2B 75, 50, 10W PEP (typical) (EXP/USA versions)
• Spurious emissions	64dB typical below PEP
• Carrier suppression	50dB below PEP
• Unwanted sideband	400Hz 55dB below PEP 1kHz 65dB below PEP
• 3rd IMD	25dB below PEP
• Duty cycle	(at 14.1MHz, 25°C) Normal conversation 100% (at –30°C to +60°C) Data mode 25%* (at –30°C to +30°C) All modes with CFU-F8100 100% (at –30°C to +45°C) * Maximum 5 minute continuous transmission.
RECEIVER	
• Sensitivity (at 10dB S/N)	J3E (Pre-amp. ON) 0.5–1.5999MHz 14dBμV A3E 22dBμV 1.6–29.9999MHz –14dBμV 6dBμV
• Squelch sensitivity	J3E (at 13.5MHz) Threshold A3E (at 1.000MHz) Less than +20dBμV Less than +30dBμV Tight Less than +90dBμV Less than +110dBμV
• Selectivity	J3E 2.4kHz/–6dB A3E 6kHz/–6dB 3.8kHz/–60dB 15kHz/–60dB
• Spurious responses	More than 70dB
• Audio output power	4.0W at 10% distortion with a 4Ω load
• Clarifier	±200Hz

All stated specifications are subject to change without notice or obligation.

**Applicable U.S. Military Specifications & IP Rating**

Tested on the IC-F8101, CFU-F8100 and MB-126.

Standard	MIL 810 G	
	Method	Procedure
Low Pressure	500.5	I, II
High Temperature	501.5	I, II
Low Temperature	502.5	I, II
Temperature Shock	503.5	I-C
Solar Radiation	505.5	I
Rain	506.5	I, III
Humidity	507.5	II
Salt Fog	509.5	–
Dust	510.5	I
Vibration	514.6	I
Shock	516.6	I, IV

Also meets equivalent MIL-STD-810-C, -D, -E and -F.

Tested on the IC-F8101 and CFU-F8100.

Ingress Protection Standard	
Dust & Water	IP54 (Dust-protection and water resistant)

Icom, Icom Inc. and the Icom logo are registered trademarks of Icom Incorporated (Japan) in the United States, the United Kingdom, Germany, France, Spain, Russia, Japan and/or other countries. All other trademarks are the properties of their respective holders.

**Icom Inc.** 1-1-32, Kami-minami, Hirano-ku, Osaka 547-0003, Japan Phone: +81 (06) 6793 5302 Fax: +81 (06) 6793 0013 [www.icom.co.jp/world](http://www.icom.co.jp/world) **Count on us!**

**Icom America Inc.**

2380 116th Avenue NE,  
Bellevue, WA 98004, U.S.A.  
Phone: +1 (425) 454-8155  
Fax: +1 (425) 454-1509  
E-mail: [sales@icomamerica.com](mailto:sales@icomamerica.com)  
URL: <http://www.icomamerica.com>

**Icom Canada**

Glenwood Centre #150-6165 Highway 17,  
Delta, B.C., V4K 5B8, Canada  
Phone: +1 (604) 952-4266  
Fax: +1 (604) 952-0090  
E-mail: [info@icomcanada.com](mailto:info@icomcanada.com)  
URL: <http://www.icomcanada.com>

**Icom Brazil**

Rua Pernambuco, 353 - Sala 901  
Belo Horizonte, M.G.  
30130-150, Brazil  
Phone: +55 (31) 3582 8847  
Fax: +55 (31) 3582 8987  
E-mail: [sales@icombrasil.com](mailto:sales@icombrasil.com)

**Icom (Europe) GmbH**

Communication Equipment  
Auf der Krautweide 24  
65812 Bad Soden am Taunus, Germany  
Phone: +49 (6196) 76685-0  
Fax: +49 (6196) 76685-50  
E-mail: [info@icom-europe.com](mailto:info@icom-europe.com)  
URL: <http://www.icom-europe.com>

**Icom Spain S.L.**

Ctra. Rubi, No. 88 "Edificio Can Castanyer"  
Bajos A 08174, (Sant Cugat del Valles,  
Barcelona, Spain  
Phone: +34 (93) 590 26 70  
Fax: +34 (93) 589 04 46  
E-mail: [icom@icomspain.com](mailto:icom@icomspain.com)  
URL: <http://www.icomspain.com>

**Icom Polska Sp. z o.o.**

80-286 Gdansk, Jaskowa Dolina St. 75, Poland  
Phone: +48 (58) 551 0484  
Fax: +48 (58) 551 4720  
E-mail: [icompolksa@icompolksa.com.pl](mailto:icompolksa@icompolksa.com.pl)  
URL: <http://www.icompolksa.com.pl>

**Icom (UK) Ltd.**

Blacksole House, Altira Park,  
Herne Bay, Kent, CT6 6GZ, U.K.  
Phone: +44 (0) 1227 741741  
Fax: +44 (0) 1227 741742  
E-mail: [info@icomuk.co.uk](mailto:info@icomuk.co.uk)  
URL: <http://www.icomuk.co.uk>

**Icom France s.a.s.**

Zac de la Plaine,  
1 Rue Brindejonc des Moulinais, BP 45804,  
31505 Toulouse Cedex 5, France  
Phone: +33 (5) 61 36 03 03  
Fax: +33 (5) 61 36 03 00  
E-mail: [icom@icom-france.com](mailto:icom@icom-france.com)  
URL: <http://www.icom-france.com>

**Icom (Australia) Pty. Ltd.**

Unit 1 / 103 Garden Road,  
Clayton, VIC 3168 Australia  
Phone: +61 (03) 9549 7500  
Fax: +61 (03) 9549 7505  
E-mail: [sales@icom.net.au](mailto:sales@icom.net.au)  
URL: <http://www.icom.net.au>

**Icom New Zealand**

146A Harris Road, East Tamaki,  
Auckland, New Zealand  
Phone: +64 (09) 274 4062  
Fax: +64 (09) 274 4708  
E-mail: [inquiries@icom.co.nz](mailto:inquiries@icom.co.nz)  
URL: <http://www.icom.co.nz>

**Asia Icom Inc.**


6F No. 68, Sec. 1 Cheng-Teh Road,  
Taipei, Taiwan, R.O.C.  
Phone: +886 (02) 2559 1899  
Fax: +886 (02) 2559 1874  
E-mail: [sales@asia-icom.com](mailto:sales@asia-icom.com)  
URL: <http://www.asia-icom.com>

**Shanghai Icom Ltd.**

No.101, Building 9, Caifuxingyuan Park,  
No.188 Maoting Road, Chedun Town,  
Songjiang District, Shanghai, 201611, China  
Phone: +86 (021) 6153 2768  
Fax: +86 (021) 5765 9987  
E-mail: [bjicom@bjicom.com](mailto:bjicom@bjicom.com)  
URL: <http://www.bjicom.com>

**OPTIONS**

Some options may not be available in some countries. Please ask your dealer for details.



- \*1 Same as supplied with the remote control Mic type.
- \*2 Same as supplied with the detached controller type.
- \*3 One of these cables are required for use with the detached controller and remote control Mic types.
- \*4 Same as supplied with the controller attached/detached types.
- \*5 Same as supplied with the IC-F8101.
- \*6 OPC-2309 is required.

**Third Party Products**

**RapidM internal TC4 Modem and Email Software**

Please visit "<http://www.rapidm.com/modules/icom>" for details.

**SCS PACTOR III Data Modems**

**IC-F8101 supplied accessories**

- Controller attached type:  
• RF unit with controller head • HM-193 Microphone • Mic hanger kit
- Detached controller type:  
• RF unit • Remote controller head • RMK-6 Separation kit, • HM-193 Microphone • Mic hanger kit
- Remote control microphone type:  
• RF unit • HM-192 remote control microphone • Mic hanger kit for HM-192 • Extension Mic connector
- SP-35L External speaker • DC power cable • Spare fuses are included with all types.